


USDA SUPPLY/DEMAND CROP REPORT

September 10, 2021

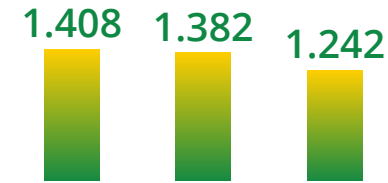


ADM Investor Services, Inc.



U.S.A. ENDING STOCKS

*Figures in billions of bushels



SEP 21/22 AVG. EST. AUG 21/22



SEP 21/22 AVG. EST. AUG 21/22

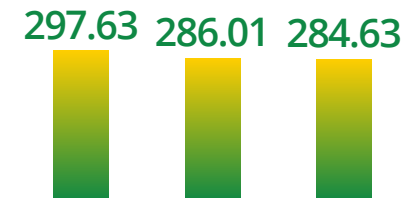


SEP 21/22 AVG. EST. AUG 21/22



WORLD ENDING STOCKS

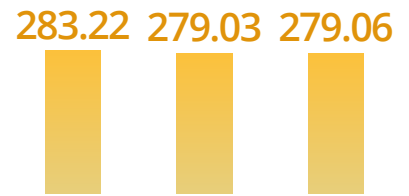
*Figures in MMT



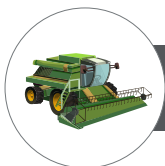
SEP 21/22 AVG. EST. AUG 21/22



SEP 21/22 AVG. EST. AUG 21/22



SEP 21/22 AVG. EST. AUG 21/22



U.S.A. PRODUCTION

*Figures in billions of bushels



CORN AUG 21/22



SOYBEANS AUG 21/22

U.S.A. YIELD

*Figures in bushels per acre



CORN AUG 21/22



SOYBEANS AUG 21/22

Source: USDA

TRADING. AROUND THE GLOBE, AROUND THE CLOCK.

312-242-7000 | www.admis.com | sales@admis.com



ADM Investor Services, Inc.